



13 Lebanon Street
Hanover, NH 03755

603.643.5384 :: www.craftstudies.org :: craftstudies@craftstudies.org

Non-Profit
Postage
PAID
WRJ, VT
Permit #192

gift certificates available
for merchandise and classes

A P R I L T O A U G U S T 2 0 0 9 C L A S S E S

SPECIAL EVENTS

Paulette Werger on Keum-Boo

Paulette will show pictures of her own and other's work on the technique of Keum-Boo, an Asian metal technique dating to 11th Century Korea and Japan where thin sheets of pure gold were applied to the surfaces of silver hair combs, snuff boxes, small vessels, and jewelry as a decorative embellishment. Today, it is taught as part of the rigors of goldsmithing. CraftStudies is pleased to offer this opportunity for Paulette to share her knowledge in this subject. The slide show is free and open to the public.

Friday, 6:00-8:00pm

March 13

Gem Sale

Robert and Sophie Berzofsky are back from Asia with lots of new beautiful gemstones, gem beads, and pearls. This is a wonderful opportunity for you to purchase quality stones for your jewelry making and beading work. This event is free and open to the public.

Saturday, 4:00-5:00pm


May 16

Metals Studio Tool & Material Swap & Sale

Do you have metalsmithing or jewelry making tools that you are not using? Any beads, gems, wire, sheet metal that you would like to "move along?" CraftStudies is offering you the opportunity to swap or sell them. Please contact Kerstin at kerstin21954@gmail.com. You'll set-up at 9:00am. The sale begins at 10:00am.

Saturday, 10:00am-3:00pm

Jun 20



Keum Boo brooch by Paulette Werger

In addition to our regular classes, we offer

- one-on-one instruction
- special class for four or more friends in almost any media
- birthday parties for adults or children

As signs of spring start to peek through there's an upbeat feeling in the air. We here at CraftStudies feel that way about our upcoming course offerings, an exciting variety for all ages and proficiency levels, from rank beginner to the juried professional. These pages cover a wide time frame so please don't sign up for a class, then throw this brochure out. It contains information about classes that end in August as well as those just starting.

We're pleased that you and many others in the Upper Valley are a part of our CraftStudies community and that many from this community have contributed to our on-going CraftStudies 50 fundraising campaign. Our building is 50 years old this year! As exciting and fruitful as these years have been, they've also taken their toll. As funds from this campaign have arrived, we have ordered much needed storage cabinets and work counters for the mixed media studio; you'll see the results of these upgrades soon and feel the excitement from the improvements to our working environment. But, this is just the beginning. We need furniture that better accommodates the different sizes of children and adults working in our studios, changes that reduce clay dust in the clay studio ceiling tiles, better storage facilities throughout the building, improvements to our building's exterior and rear entryway, and additions to our scholarship fund to continue to expand accessibility to our classes to a wider spectrum of students, both adults and children.

We have made a good start in terms of reaching our goal of raising \$50,000 but we need each person in our community to take part in this effort if we're to make our goal a reality. While we have received some larger gifts it's the continuing donations of \$500, \$100, and \$25 that make the difference. If you haven't sent your donation in yet, please do so soon. We're counting on you to make an investment in our future!

Also, please note on your calendar that there will be an exhibition of our young students' work at the Howe library in April. We think you'll be wowed by how creative and talented they are. If you've ever wondered about young people and their values you'll be reassured to see the interest in, and commitment to, crafts these young people demonstrate in their work. In May you'll be treated to the opposite side of the spectrum with a display of works from some of our instructors (also at the Howe library) and get a sense of why our students keep coming back and want to learn more.

Don't wait to sign up for a class or two. Get a discount for one of our classes when you sign up with a friend who hasn't taken one of our classes in the last year. This is our way of thanking you for your continued support of CraftStudies and involving the wider community in our offerings.

Finally, we like to hear from you if what we're doing, we're doing well or if there are changes you'd like to see, so keep in touch and send us your ideas!



Judith Pettingell, Board President
League of NH Arts & Crafts, Hanover Branch, Inc. (CraftStudies)

Donations Coupon

We recently received the following generous contributions to our CraftStudies 50 campaign! Along with our other donors they have started us on our way towards our goal of \$50,000 for studio renovations to mark the 50th birthday of CraftStudies' building in Hanover!

The Jack & Dorothy Byrne Foundation • Susan Lee Shannon Wallis • Maria Gross • Phyllis Fox • Deb Pullin Joanne & Doug Wise • Linda Warner • Susan & James Wright Ursula Fries-Herfort • Mary Miller • Deming & Romer Holleran Sue Botkin • Willy Black • Lin Chu & Katherine Duan • Ellen Haun Eleanor Coffey • Geraldine North • Barbara & Tom Mellert Kevin & Kay Plunkett • Colleen O'Neill • Ann Perry • Walker & Hazel Weed Roy & Nina Banwell • Celie Fago • Paula & Dave Macrae • Anne Baird Lynn Adams • Margaret Sheehan • Leslie & Katie Williamson Mary Kay Brown • Ann Malenka • William & Frances Baschnagel Larissa King • Meg McLean • Pat Glowa • Ruthie Murray • Sara Goodman Patty Goodman • Joan Ashley • Janna & Bruce Geneaux • Polly Allen Dianne Dunn • Jennifer Casey

Tax deductible contributions for this exciting project marking our significant birthday are still needed. Please make checks payable to: League of NH Arts and Crafts, Hanover Branch, Inc. and send to 13 Lebanon Street, Hanover, NH 03755.

We receive operating funds from the state organization of the League of NH Craftsmen annually.

Sign-up for a class and bring a friend who has not taken a class at CraftStudies in the last year and we will give you \$25 off your registration.



Traditional Japanese Packaging—workshop details on the Mixed Media page

REGISTRATION

April to August 2009

REGISTER by phone (603 643 5384), mail, or e-mail: craftstudies@craftstudies.org

The League of NH Craftsmen is a non-profit organization, donations are tax-deductible and gladly accepted.

Membership details are included below. To become a member, please include your annual membership fee:

\$30 Senior/Student \$40 Individual \$60 Family \$100 Patron \$250 Collector \$500 Benefactor

Name _____

Street _____

City, State _____

Phone _____ E-mail Address _____

If under 18, Age _____ Parent's Signature _____

Class/Workshop _____ Tuition _____

Date of Class _____ + Membership fee _____

Member Discounts: Class: \$10 or 1 or 2 day workshop: \$5 - Discount _____

Visa, MC Card # _____ Expires _____ + DONATION _____

Or check, made payable to League of NH Craftsmen (LNHC) = **Total Due** _____

REGISTRATION

MEMBERSHIP

1. Registration for the Spring and Summer session begins on March 15 2009.
2. Full tuition is due at the time of registration. Failure to make full payment may result in the loss of your place in the class.
3. Discounts for members and early payment apply.
4. A full refund, less a \$25 registration fee, will be given if you withdraw from a class or workshop seven days prior to the first day. No refund will be given after that time.
4. We reserve the right to cancel classes due to insufficient enrollment and other circumstances beyond our control. In the event of cancellation, a full refund will be given.
6. If you intend to sign-up for more than one class or session of a class, you should indicate this as soon as possible. You must pay for the next class three weeks before the start of that class. After that time no guarantee of a place will be given.

By becoming a member of the League of NH Craftsmen you ensure the preservation of our proud New Hampshire craft tradition and you support craft education.

As friends of the League, supporting members receive these benefits:

- 10% discount in our retail galleries, Gallery 205, Craftswear, Living with Craft, and Sculpture Garden at the Fair
- Free passes to the Annual Craftsmen's Fair
- Invitations to special craft events and exhibitions
- Tuition discount for classes at your local League facility
- 20% discount on classes at the NH Institute of Art
- Use of the Betty Steel Craft Library
- Use of free day pass to the Currier Museum of Art


Supporting Membership Categories

Senior/student	\$30	Patron	\$100
Individual	\$40	Collector	\$250
Family	\$60	Benefactor	\$500

The League of NH Arts & Crafts, Hanover Branch, Inc.—CraftStudies
603.643.5354 • craftstudies@craftstudies.org

Hanover League of NH Craftsmen Gallery
603.643.5050 • hanleague@valley.net

The League of NH Arts and Crafts, Hanover Branch, Inc.
is a non-profit organization.
Donations are tax deductible and gladly accepted.



MIXED MEDIA

Basketry: Bread Basket

Ray Lagasse

In a few short hours you'll weave a bread basket using 1 $\frac{1}{4}$ " reed, an ash rim, and either a chestnut, maple or walnut bottom. The finished basket will measure 15" x 4" x 5".

Saturday, 9:00am-3:00pm

Apr 18. 1 session, 6 hrs. Tuition: \$85 (\$80*). Materials included

Mosaics

Carrie Fradkin

This class serves as an introduction to, or a further exploration of, modern mosaics using the Byzantine and picassette (broken plate) styles. Topics covered include Byzantine, picassette, and paper mosaic techniques; types of tesserae (found and purchased); design—the flow of mosaics (andamento) and the different ways to lay tesserae; adhesives/substrates (what to use and when); and grout—types, coloring, and application. You'll make at least one project. Possible projects include a garden pot, mirror, frame, bowl, small wooden box, or small piece of furniture. You may use paper tesserae for your project instead of, or as well as, ceramic and glass tesserae.

Tuesdays, 6:00-9:00pm

A: Apr 14-May 5

Thursdays, 6:00-9:00pm

B: Jun 4-25

4 sessions, 12 hrs. Tuition: \$135 (\$125*). Materials fee: \$25

Canvas Floor Cloth

Polly Allen

Create a beautiful 24" x 36" canvas area rug that is sturdy and durable. Step-by-step instructions for designing, painting, hemming, and sealing your floor cloth will be covered. This class is ideal for all skill levels—beginner through pro. The class will meet in Polly's studio in Lebanon, NH. The materials fee includes a pre-primed canvas, finishing varnish and wash, and a non-skid rug underlay.

Thursdays, 6:00-9:00pm

Apr 30-May 28 (skip May 14). 4 sessions, 12 hrs

Tuition: \$135 (\$125*). Materials fee: \$75

Chair Caning

Grant Taylor

In four 2-hour classes you'll learn to cane a chair seat. You can bring your own chair (in a good state of repair, i.e. does not need gluing and can take a seat), or use a small kit Grant will provide. As supplies need to be ordered, you need to sign up at least two weeks in advance. For a fee, Grant can repair furniture if delivered to him one month prior to class.

Tuesdays, 5:30-7:30pm

May 12-Jun 2. 4 sessions, 8 hrs

Tuition: \$100 (\$90*). Materials fee: \$35 with kit or \$30 with own chair

Mono Printing: Creating Your Mark on Fabric

Margaret Sheehan

In this class, you'll learn ways to transfer pigment to cloth. You'll use brushes, handwriting, and basic household tools on plastic to develop and print your unique mark. Direct painting, stamping, fabric markers, oil pastel transfer, and Shiva oil sticks will also be covered. You'll start by working on white fabric, then broaden out to use your own patterned, plain, sheer, opaque, upholstery fabrics, clothing, whatever! There will be plenty of time for experimentation and creativity. Creating yardage is encouraged. This class is open to all skill levels and is ideal for Art Majors needing something unique in their portfolio.

A. Tuesday, 10:00am-4:00pm. May 5

B. Saturday, 10:00am-4:00pm. May 16

1 session, 6 hrs. Tuition: \$80 (\$75*). Materials fee: TBA

Japanese Traditional Packaging as Vessel

Nancy Bess Moore

There are many vessel forms in Japan that inspire, and few are as varied as those from the tradition of packaging (*tsutsumu*) with natural materials—bamboo, paper, wood, ceramics, and rice straw. This workshop will incorporate bamboo, rattan, paper, chili peppers, raffia, pencils, waxed linen, walnuts, garlic, and sea grass. Each project is easily adaptable and stimulates you to rethink your concept of what constitutes a vessel.

Saturday, 10:00am-4:00pm

May 30. 1 session, 6 hrs. Tuition: \$110 (\$105*). Materials fee: \$15

Art Quilts: A Beginning

Margaret Sheehan

In this class you'll begin piecing the art quilt that resides inside of you. Using simple shapes as a stepping-stone, with fabrics that you have made or bought, you'll confront the sometimes-daunting questions of, "Where do I begin?" "How do I know where to go next?" and "What happens if I do this?" Exploration within certain guidelines will allow the beginner to maintain their own voice while being exposed to standard techniques needed to create a base. Materials list will be mailed on registration.

Saturday, 10:00am-4:00pm

Jun 6. 1 session, 6 hrs. Tuition: \$80 (\$75*). Materials fee: \$10

Paste Paper

Polly Allen

Spend a day creating unique decorative paste papers that can be used for covering handmade books, boxes, and so on. To make the paper you'll apply one, two or even three layers of color to paper and using various techniques, add and/or subtract the color to make stripes, stamping, combing, etc. You'll leave with several sheets of startlingly beautiful papers. The workshop will be held at Polly's studio in Lebanon, NH.

Saturday, 9:00am-4:00pm

Jun 6. 1 session, 7 hrs. Tuition: \$85 (\$80*). Materials fee: \$30

Decorative Box Making

Polly Allen

Learn to make a unique decorative box using acid free book board and paste paper. You'll learn the basic construction of the box and all the insider's tricks for covering it with paste paper. Bring any decorative papers you have as well as buttons and beads for embellishments. The workshop will be held at Polly's studio in Lebanon, NH. Materials list and directions will be mailed on registration.

Sunday, 9:00am-4:00pm

Jun 7. 1 session, 7 hrs. Tuition: \$85 (\$80*). Materials fee: \$30

Rustic Furniture

Mark Ragonese

Rustic furniture is timeless and fits both outdoor and indoor spaces. In this one-day workshop you'll learn the basics of furniture design and an assortment of joinery techniques to create your own one-of-a-kind chair, bench or table from saplings. Seat finishing will be discussed. No woodworking experience is necessary. This is an outdoor workshop and will take place at Justin Morrill State Historical Site, Strafford, VT.

Saturday, 10:00am-5:00pm

Jun 13. 1 session, 7 hrs. Tuition: \$100 (\$95*). Materials included

Rustic Trellis

Mark Ragonese

In this one-day workshop you'll take saplings and with simple joining techniques make an outdoor trellis that is as simple or as intricate as you choose and time allows. No woodworking experience is necessary. This is an outdoor workshop and will take place at Justin Morrill State Historical Site, Strafford, VT.

Sunday, 10:00am-5:00pm

Jun 14. 1 session, 7 hrs. Tuition: \$100 (\$95*). Materials included

CraftStudies provides needs-based tuition assistance, both partial & full, to children and adults. Call 603-643-5384 for an application.

* Discount for League members
or if tuition is PAID three weeks before the start of class.



CLAY

Introduction to the Potter's Wheel

Nathan Webb

In this beginner's class you'll learn the basics of using the potter's wheel. Finishing methods of glazing and slip decoration will also be covered as you make pieces to bring home. We suggest that you take this class two or three times before proceeding to our intermediate classes. Wear old clothes or an apron to class.

Mondays, 6:00-9:00pm

Apr 27–Jun 15 (Includes Memorial Day). 8 sessions, 24 hrs

Tuition: \$260 (\$250*). Materials fee: \$35/25 lbs of clay

Introductory/Intermediate Pottery

Tim McCosker

As a beginner you'll learn handbuilding and potter's wheel techniques to create finished, glazed pieces from raw clay. If you have already taken one or more classes you'll have an opportunity to fine-tune your handbuilding and wheel throwing skills. Tim will go over basic techniques and focus on the finishing of rims, feet, handles, and lids as well as helping you on individual projects. Wear old clothes, bring an old towel and notebook to class.

Tuesdays, 6:00-9:00pm

Apr 28–Jun 16. 8 sessions, 24 hrs

Tuition: \$260 (\$250*). Materials fee: \$35/25lbs of clay

Throwing in the Cardew Tradition

Ara Cardew

As a ceramics student with some experience working on the potter's wheel, you'll concentrate on forming, turning, pulling handles, and assembling unusual pieces. You'll also explore decorating techniques inspired by the rich history of English slipware, African sgraffito, and Japanese-style brushwork.

Wednesdays, 6:00-9:00pm

A. Apr 29–Jun 17

8 sessions, 24 hrs. Tuition: \$260 (\$250*)

B. Jul 1–22

C. Jul 29-Aug 19

4 sessions, 12 hrs. Tuition: \$135 (\$125*)

Materials fee: \$35/25lbs of clay

Wake Up to Clay

Karin Rothwell

Basic instruction in all aspects of handbuilding with clay—coil, slab, and pinching methods will be introduced, along with more advanced techniques of manipulating forms and modes of surface treatment. You'll learn about slip and glaze decoration on completed pieces. Class will culminate with a potluck brunch using your own freshly made plates, bowls, mugs, serving dishes, and ladles. Open to all levels and ages.

Wednesdays, 9:30am-12:30pm

Apr 29–Jun 17. 8 sessions, 24 hrs

Tuition: \$260 (\$250*). Materials fee: \$35/25lbs of clay

Planters

Sarah Heimann

You'll work with terra cotta, using slabs and coils to handbuild pots for specific plants. Do you have a jade plant that's always tipping over? Let's design the perfect container! Suitable for beginners; perfect for experienced students.

Thursdays, 6:00-9:00pm

Apr 30 & May 7. 2 sessions, 6 hrs

Tuition: \$70 (\$65*). Materials fee: \$35/25lbs of clay

Materials fee of \$35/25lbs of clay includes glazes and firings

Mark Making #1

Sarah Heimann

Do you like to draw? Paint? Are you scared to touch the perfect surface of your piece? You'll make simple forms and cover their surfaces with a variety of marks. Prepare to experiment. Suitable for beginners; perfect for experienced students.

Thursdays, 6:00-9:00pm

May 14 & 21. 2 sessions, 6 hrs

Tuition: \$70 (\$65*). Materials fee: \$35/25lbs of clay

Mark Making #2

Sarah Heimann

This two-week class builds on the topics covered in Mark Making #1 to further develop surface treatments.

Thursdays, 6:00-9:00pm

May 28 & Jun 4. 2 sessions, 6 hrs

Tuition: \$70 (\$65*). Materials fee: \$35/25lbs of clay

Bisque Molds

Sarah Heimann

Begin to explore how simple bisque molds can become an important tool in the development of your own forms. You'll create your own mold. This class is for people with experience working in clay.

Thursdays, 6:00-9:00pm

Jun 11 & 18. 2 sessions, 6 hrs

Tuition: \$70 (\$65*). Materials fee: \$35/25lbs of clay

Open Studio

Sarah Heimann

Are you already familiar with some clay working techniques, or do you want some direction with the basics? Have an area of special interest that you would like to explore? Join us on Monday nights to hone your skills and develop your course of independent study in an open format, all levels of clay experience welcome.

Mondays, 6:00-9:00pm

Jun 22-Jul 27. 6 sessions, 18 hrs

Tuition: \$200 (\$190*). Materials fee: \$35/25lbs of clay

SUMMER CAMP FOR ADULTS

Wheel Intensive

Sarah Heimann

Discover the secrets of the potter's wheel! You'll learn techniques for throwing and finishing basic forms such as bowls, cups, and vases. Come dressed for mess.

Monday-Friday, 9:00am-noon

Aug 17–21. 5 sessions, 15 hrs

Tuition: \$160 (\$150*). Materials fee: \$35/25lbs of clay

Workshops of possible interest to clay students ...

Basic Tool Reconditioning

Ron Lippard

see Metals Studio for description

Sunday, 10:00am-5:00pm

Jun 7. 1 session, 7 hrs

Tuition: \$80 (\$75*)

Estimated materials fee, payable to instructor: \$10

Make Your Own Decorative Metal Stamps

Ron Lippard

see Metals Studio for description


Sunday, 10:00am-5:00pm

Jul. 19. 1 session, 7 hrs

Tuition: \$80(\$75*). Materials fee: \$15

CraftStudies provides needs-based tuition assistance, both partial & full, to children and adults. Call 603-643-5384 for an application.

* Discount for League members or if tuition is PAID three weeks before the start of class.



METALS

INTRODUCTORY CLASSES

These classes teach you to make your own custom-designed jewelry and small metal sculpture. In each class you'll learn a different design approach and the techniques used to make it happen. You'll leave with a

Sculptures Inspired by Nature

Kerstin Nichols

Working with copper and silver, you'll work on natural forms such as flowers, leaves, seed pods, and shells, to gain a fundamental understanding of how to build 3-dimensional structures that can be applied to your sculpture or jewelry. You'll leave with a solid understanding of using hammers and heat to explore the natural characteristics of these metals, in addition to soldering techniques and basic heat patination (coloring).

Basic Forms

You'll concentrate on learning how to make the basic forms you love and collect in nature, like leaves, twigs, stems, and flowers.

Wednesdays, 6:00-9:00pm

Apr 29-May 20, 4 sessions, 12 hrs. Tuition: \$135 (\$125*)

Estimated materials fees, payable to instructor: \$20

Complex Forms

You'll take the techniques learned in the first class to make more complex sculptures of your own design.

Wednesdays, 6:00-9:00pm

May 27-Jun 17, 4 sessions, 12 hrs

Tuition: \$135 (\$125*). Materials fee: based on projects

Stackable Silver Rings

Kerstin Nichols

You'll leave with 2 to 4 different silver rings that can be worn together or separately.

Thursdays, Apr 30 & May 7

A. 10:00am-1:00pm

B. 6:00-9:00pm

Wednesdays, 6:30-9:30pm

Jul 1 & 8

2 sessions, 6 hrs. Tuition: \$70 (\$65*)

Estimated materials fee, payable to instructor: \$25-30

Rings with Stones

Kerstin Nichols

You'll leave with 1 silver band set with a stone of your choice.

Wednesdays, 6:30-9:30pm

Jul 15-29, 3 sessions, 9 hrs. Tuition: \$70 (\$65*)

Estimated materials fee, payable to instructor: \$25-30

Puzzle Rings

Kerstin Nichols

Working with silver sheet you'll learn to make rings that fit together in interesting ways.

Wednesdays, 6:30-9:30pm

Aug 5-19, 3 sessions, 9 hrs. Tuition: \$70 (\$65*)

Estimated materials fee, payable to instructor: \$25-30

Design Your Own Jewelry-Making Class

Kerstin Nichols

Any day or time the metals studio is free. Any experience level. Ages 10-100. The class could be a once-a-week opportunity to meet with friends to do something fun and productive while your children are at school, or to celebrate a special occasion like a birthday. You design the time and the content with Kerstin.

thorough understanding of the basics of metalsmithing and the satisfaction of knowing you can make work you'll be proud of. The classes are designed so that you can take one or all of them. Bring your friends and make new ones.

Textured Earrings

Kerstin Nichols

Working with special tools from our well-equipped studio, you'll learn to take a drawn or cut out shape and make beautiful patterned earrings. It could be a fish with scales dangling from your ear, or a pair of post earrings holding a lovely leaf or flower form against your ears. You decide.

Thursdays, May 14 & 21

A. 10:00am-1:00pm

B. 6:00-9:00pm

Tuesdays, 5:30-8:30pm

Jul 28 & Aug 4

2 sessions, 6 hrs. Tuition: \$70 (\$65*)

Estimated materials fee, payable to instructor: \$15-25

Earrings with Beads

Kerstin Nichols

Make fun and beautiful creations of your own design by integrating silver wire with beads from your collection. In addition to learning how to work with wire in multiple ways you'll also learn how to make your own pierced ear wires that match your unique designs.

Tuesdays, 5:30-8:30pm

Jun 30 & Jul 7, 2 sessions, 6 hrs. Tuition: \$70 (\$65*)

Estimated materials fee, payable to instructor: \$15-20

Earrings with Stones

Kerstin Nichols

Working with silver sheet and stones, you'll leave with a beautiful pair of post, clip, or dangle earrings.

Tuesdays, 5:30-8:30pm

Jul 14 & 21, 2 sessions, 6 hrs. Tuition: \$70 (\$65*)

Estimated materials fee, payable to instructor: \$20-30

Earring Open Studio

Kerstin Nichols

This class is a perfect way to continue working with the techniques learned in our earring classes. Work on your own designs with Kerstin's expert advice. You bring in the ideas and she will help you make them.

Tuesdays, 5:30-8:30pm

Aug 11-25, 3 sessions 9 hrs. Tuition: \$100 (\$90*)

Material fee, payable to instructor, based on projects: \$10 minimum

Bangle Bracelets

Kerstin Nichols

Come to our great metals studio and learn to make your own bangle bracelet. After this 2-session class you'll leave at least 1 silver bangle and an understanding of basic metalsmithing techniques.

Thursdays, May 28 & Jun 4

A. 10:00am-1:00pm

B. 6:00-9:00pm

2 session, 6 hrs. Tuition: \$70 (\$65*)

Estimated materials fee, payable to instructor \$30-40

Linked Bracelets

Anne Clemens

Learn the basics of working with metal links while making a bracelet. You'll use various tools to add texture, make a clasp, and create a one-of-a-kind bracelet. All experience levels welcome.

Mondays, 6:00-9:00pm

Aug 3-10, 2 sessions, 6 hrs. Tuition: \$70 (\$65*)

Estimated materials fee, payable to instructor: \$30

* Discount for League members
or if tuition is PAID three weeks before the start of class.

INTERMEDIATE-ADVANCED CLASSES

Open Metals Studio

Kerstin Nichols

Enjoy the creative camaraderie of people who share your love of making jewelry and small scale sculpture. This is an environment where the creative and technical exchange between students is as vibrant and important as that with their expert instructor. The only requirement, besides having basic technical skills, is a project of your own and an interest in learning from multiple points of view by following the work of the other students in the class.

Mondays, 6:30-9:30pm

Apr 27-Jun 15 (skip May 25). 7 sessions, 21 hrs

Tuition: \$230 (\$22*)

Designated Tuesdays, 10:00am-3:00pm

Apr 7 & 28 May 12 & 26, Jun 9

Designated Saturdays, 10:00am-3:00pm

A. Apr 18, May 2, 16, 30, Jun 13

B. Jul 11, 18, Aug 1, 15, 22 (can be taken singly)

5 sessions, 25 hrs. Tuition: \$280 (\$270*)

Thursdays, 6:30-9:30pm

A. Jul 2-30. 5 sessions, 15 hrs. Tuition: \$170 (\$160*)

B. Aug 6-27. 4 sessions, 12 hrs. Tuition: \$135 (\$125*)

Resin Inlay

Maria Gross

It is all about the play of COLORS and TEXTURES and SHAPES. An "inlay" captures memories, found objects or materials such as herbs, powdered spices, ground pastels, eye shadow, paints, fabric, wood, sterling silver shapes, postcards, or photos in a bed of resin. You'll explore the techniques needed to successfully mix the resin and hardener, how to apply it, and how to finish the pieces. Maria will bring a variety of materials to mix into the resin. Bring your own metal sheet and wire. Soldering skills are helpful. Please call Maria with questions.

Mondays, 6:30-9:30pm

Jul 13-27. 3 sessions, 9 hrs

Tuition: \$100 (\$90*)

Estimated materials fee, payable to instructor: \$25



Rice and sand captured in resin by Maria Gross

WORKSHOPS

Fast & Efficient Jewelry Polishing: Techniques & Tips

Paul Gross

In this 3-hour workshop, Paul will demonstrate techniques he's developed to speed up jewelry polishing. In addition to using his own work for demonstrations, he may use work you bring to demonstrate solutions. You'll have the opportunity to purchase samples of the flex shaft abrasive wheels Paul uses. Please bring your own dust masks and, of course, questions. Paul Gross, an award-winning goldsmith, is the owner of Designer Gold in Hanover, NH.

Tuesday, 6:00-9:00pm

April 21. 1 session, 3 hrs

Tuition: \$40 (\$35*)

Decorative Effects of Mixed Metals—

Adding Color and Pattern to Your Work

Pauline Warg

There are many ways to enhance and enrich metal surfaces for decorative effects. This class will explore several ways to use the color and texture of different metals to add diversity and depth to your jewelry and metalwork. Using non-precious metals (copper, brass, bronze & nickel) you'll be taught how to combine these metals, sometimes with silver, to create many variations of patterned sheet metal. These methods will include puzzle fitting, twisted wire patterned sheet, inlay and false inlay. (Mocume gane will not be covered). **Prerequisite:** Beginning metalsmithing or jewelry making and silver soldering experience.

Saturday and Sunday, 10:00am-5:00pm

Apr 25-26. 2 sessions, 14 hrs

Tuition: \$280 (275*). Materials fee: \$35

Basic Tool Reconditioning

Ron Lippard

In this workshop you'll learn to fine tune and finish some of your basic tools. You'll fit a new handle on your hammer using a file and clean up its face. You'll learn to inexpensively and efficiently sharpen drills, chisels, scissors, and even some diamond tools. You'll begin with re-conditioning sharpening stones and learn to put an edge back to rights. Bring any tools that need sharpening, your hammer, a new handle, and wedges. All experience levels welcome.

Sunday, 10:00am-5:00pm

Jun 7. 1 session, 7 hrs

Tuition: \$80 (\$75*)

Estimated materials fee, payable to instructor: \$10

Make Your Own Decorative Metal Stamps

Ron Lippard

This workshop is useful for jewelers, ceramic artists, and wood workers. While learning the basics of working with tool steel, you'll learn to make decorative stamps and a scribe to use in the layout and decoration of your handmade projects. Whether you work in metal, clay or wood these stamps can be used to impress designs into your work. No previous metals experience necessary. You'll leave with a basic knowledge of layout, design, heat-treating tool steel, and the basic training to continue making small decorating tools of your own.

Sunday, 10:00am-5:00pm

Jul 19. 1 session, 7 hrs.

Tuition: \$80 (\$75*). Materials fee: \$15

Making Wire Jewelry

Joy Raskin

Wire is a fascinating flexible medium that is not confined to making jewelry, but can also be used to make vessels, baskets, lamp shades, and other home accessories; even sculpture! Best of all, it's low-tech and does not require a lot of fancy tools. A couple of pliers, wire cutters, masking tape, a Sharpie marker, a mallet, a steel square and a ruler is pretty much all you need. In this one-day workshop you'll use colored copper wire, brass, bronze, nickel, and silver wire to coil, wrap, tinker, weave, twine, braid, crochet, knit, twist, and more, to make all kinds of fabulous jewelry and accessories.

Saturday, 10:00am-5:00pm

Jul 25. 1 session, 7 hrs

Tuition: \$80 (\$75*). Materials fee, payable to instructor: \$30

Introduction to Welding Steel for Jewelry and Small Sculpture

Joy Raskin

This one-day workshop will cover oxygen/acetylene welding using a "Little Torch." It is geared for the jewelry studio so that large welding equipment is not needed. You'll learn to weld mild steel, iron and steel nails into small-scale sculpture, steel jewelry, and much more. Welding allows more flexibility in joining many parts together, something that is not always doable in jewelry soldering/brazing. You'll start with bright steel nails and work up to iron or steel wire and steel rods. Wear natural fiber clothing for this workshop—no synthetic fabric allowed for welding.

Sunday, 10:00am-5:00pm

Jul 26. 1 session, 7 hrs

Tuition: \$80 (\$75*). Materials fee, payable to instructor: \$20

CraftStudies provides needs-based tuition assistance, both partial & full, to children and adults. Call 603-643-5384 for an application.



CHILDREN & YOUTH

Textile Design for Ages 10 & Up

Neely McNulty

In this class you'll design your own stamps, print on fabric, stencil, batik, hand dye and paint fabric. Once you have tried these techniques you'll plan a sewing project using your treated fabrics. Pillows, wall hangings, or table runners are all possibilities.

Wednesdays, 3:00-5:00pm

Apr 29-Jun 17. 8 sessions, 16 hrs

Tuition: \$175 (\$165*). Materials fee: \$30

Open Metals Studio for Grades 6-12

Kerstin Nichols

Beginner and experienced students are invited to join this class. The interests of the group will direct the projects which could be jewelry, small sculpture, or a combination. The small class size (maximum 8), expertise of the instructor, and the well-equipped studio allow lots of flexibility. You'll learn the safe use of the tools, the processes of metalsmithing, and how to bring your designs to fruition. The materials fee varies based on projects.

Mondays, 3:30-5:30pm

Apr 27-Jun 15 (skip May 25). 7 sessions, 14 hrs. Tuition: \$155 (\$145*)

Wednesdays, 3:00-5:00pm

Apr 29-Jun 17. 8 sessions, 16 hrs. Tuition: \$175 (\$165*)

Estimated materials fee, payable to instructor: \$40, \$20 due first day

Fun and Form in Clay for Grades 2-5

Patty Goodman

You'll explore ways of creating functional pottery, as well as whimsical items of personal interest. The focus will be on handbuilding with occasional use of the potter's wheel. You'll add texture to your pieces using natural objects. You may make tableware, clocks, hanging objects such as wind chimes, bells, or picture frames. We encourage first timers as well as continuing students to sign up. If you make a clock there will be an additional \$5 charge for the "works."

Tuesdays, 3:30-5:30pm

Apr 28-Jun 16. 8 sessions, 16 hrs

Tuition: \$175 (\$165*). Materials fee: \$10

- o **Camps run Monday to Friday, 9am to noon, April 20-24, except for the 5 Days/5 Projects**
- o **All camps are held at 13 Lebanon Street, Hanover**
- o **Children should bring a snack and a drink**

Five Days/Five Projects for Ages 5-8

Jason Jarvis

The class focus is introducing children to a wide range of materials. Each day you'll begin and complete a project in a variety of media. You might work on a relief sculpture, paint, draw, or any number of other activities. Sign up for one day or for the week. Jason will provide list of projects ahead of time to use as a reference when registering. Bring a snack and come ready for messy fun.

Tuition: 5 days = \$160; 4 days = \$140; 3 days = \$105; 2 days = \$70; 1 day = \$40. Materials fee: \$5/day

Parent & Teen: A Gift for Your Parent

Kerstin Nichols

For teens who are taking, or have taken, metals classes here at CraftStudies, bring one of your parents into the studio you know so well and teach them to make something they will always remember you by. Kerstin will be there to help.

Sunday, 12:00-5:00pm

May 3. 1 session, 5 hrs

Tuition: \$80 (\$75*) per couple. Materials fee will depend on project

Throwing on the Potter's Wheel for Grades 5-9

Ara Cardew

Learn the basics of throwing on the potter's wheel in the tradition of the Cardew family. Centering, pulling, and simple classic forms will be covered in this class.

Thursdays, 3:30-5:30pm

Apr 30-Jun 18. 8 sessions, 16 hrs

Tuition: \$175 (\$165*)

Material fee: \$35/25lbs of clay (includes glazes and firings)

Advanced Metalsmithing Grades 7-12

Kerstin Nichols

This class is designed for students who really want to challenge themselves designing and fabricating their own projects with the assistance of Kerstin, and the rest of the class. Demonstrations will be ongoing according to your projects and interests. Artistic, as well as technical, growth will be our focus. **Prerequisite:** 3 introductory classes and permission of instructor.

Thursdays, 3:15-5:15pm

Apr 30-Jun 18, 8 sessions, 16 hrs

Tuition: \$175 (\$165*). Materials fee: based on project

Creative Clay for Grades 1-3

Kyoko Magari-Ball

In this class you'll learn how to make creative and traditional shapes with clay using various techniques. You'll practice coiling, handbuilding, and slab building, etc. Projects will combine your creativity with basic ceramic methods and will be colorfully glazed and fire finished. You'll have fun making one of a kind works of art!

Wednesdays, 3:00-5:00pm

Apr 29-Jun 17. 8 sessions, 16 hrs

Tuition: \$175 (\$165*). Materials fee: \$10

SPRING BREAK

Pottery for Grades 3-5

Patty Goodman

Welcome first timers and old hands to this week-long camp. You'll concentrate on handbuilding techniques and a variety of decorating materials, such as under glazes, glazes, glass, and slips to construct outdoor creations to welcome spring. Necessary skills will be taught, but as always, exploration will be encouraged. Please wear old clothes!

5 sessions, 15 hrs. Tuition: \$160 (\$150*). Materials fee: \$20

Introduction to the Metals Studio for Grades 4-6

Maria Gross

This camp will focus on the safe and fun use of the many tools this studio offers, as well as the intrinsic properties of the metals used. You'll work in copper, brass, and steel to make small sculptures and jewelry.

5 sessions, 15 hrs. Tuition: \$160 (\$150*)

Estimated materials fee, payable to instructor: \$40, \$20 due first class

SPECIAL WORKSHOPS

Parent & Teen: Memory Rings

Kerstin Nichols

Give your parent a gift they will always treasure. Bring him or her into the metals studio where you'll work together to make silver rings (maximum two each). Bring a box lunch. No experience necessary.

Saturday, 10:00am-4:00pm

May 9. 1 session, 6 hrs

Tuition: \$80 (\$75*) per couple. Estimated material fees: \$10 per ring

SUMMER CAMPS

The Art of Embellishment:

Funking Up Fabrics for Ages 11 & Up

Margaret Sheehan

Whether you're funking up your blue jeans, designing an art quilt, or crafting a handbag, this class will show you some neat tricks to enhance your wearables or craft projects. You'll learn basic hand stitching and bead embellishment techniques and also explore mono printing, machine piecing, foiling and using fusibles to design and manipulate fabrics. For the first 3 days you'll learn the techniques, the last two will be spent working on a project of your choice. This class is open to all skill levels and is perfect for Art Majors needing something unique or abstract in their portfolio. A materials list will be mailed on registration. **Jun 29-Jul 3**

Estimated materials fee: \$10

Wearable Masterpieces for Ages 11 & Up

Using silver and/or copper, you'll create wearable works of art in the form of earrings, rings, pendants, or bracelets. Each day there will be a demonstration of different metalsmithing techniques, including piercing, forging, wire wrapping, stone setting and soldering. Whether you choose to make one, highly detailed piece, or one of each, you'll be given the technical instruction, tools and freedom of expression to leave with your own wearable masterpiece. For your protection, please wear long pants and closed shoes. Beginner to intermediate level. Material fees vary based on type and number of pieces.

Jul 6-10 Kerstin Nichols

Jul 20-24 Kerstin Nichols

Aug 3-7 Anne Clemens

Estimated materials fee, payable to instructor: \$40, \$20 due first day

Beginner Potter's Wheel for Ages 11 & Up

Discover the secrets of the potter's wheel! You'll learn techniques for throwing and finishing basic forms such as bowls, cups, and vases. Come dressed for mess.

July 13 – 17 Sarah Heimann

July 27 – 31 Ara Cardew

Aug 10-14 Faculty

Materials fee: \$20

Introduction to the Metals Studio for Ages 8-10

This class will focus on the safe and fun use of the many tools found in this studio, as well as the intrinsic properties of the metals used. You'll work in copper, brass, and steel to make small sculptures and jewelry.

Jun 29-Jul 3 Anne Clemens

Jul 13-17 Anne Clemens

Jul 27-31 Faculty

Aug 10-14 Kerstin Nichols

Estimated materials fee, payable to instructor: \$40, \$20 due first day

Mud Madness! for Ages 8-10

Sarah Heimann

In this class you'll try a bit of everything—experimenting with the wheel, slab and coil building. Expect to surprise yourself with your creations! Come dressed for mess.

July 6-10

Materials fee: \$20

Art Around the World – Australia for Ages 8-10

Jason Jarvis

In this week-long class you'll explore your creativity using a variety of mixed media projects that represent the artistic history and culture of the peoples of Australia.

July 20-24

Materials fee: \$20

o All camps run from Monday to Friday, 9:00am to noon

o Tuition is \$160 (\$150 for members or early payment)

o Materials fees are described with each camp

o Children should bring a snack and a drink each day

o All camps are held at our 13 Lebanon Street, Hanover location

Art Around the World – Africa for Ages 8-10

Jason Jarvis

In this week-long class you'll explore your creativity using a variety of mixed media projects that represent the artistic history and culture of the peoples of Africa.

Aug 3-7

Materials fee: \$20

Art Around the World – Asia for Ages 8-10

Jason Jarvis

In this week-long class you'll explore your creativity using a variety of mixed media projects that represent the artistic history and culture of the peoples of Asia.

Aug 10-14

Materials fee: \$20

Clay for Kids Aged 5-7

Patty Goodman

Explore a variety of handbuilt clay projects while you construct outdoor creations as well as pottery for the table and spend a day working on miniatures—food and other creations. You'll concentrate on handbuilding techniques and a variety of decorating materials, such as under glazes, glazes, glass, and slips. Please wear old clothes!

June 29-July 3

Materials fee: \$20

Art Around the World – North America for Ages 5-7

Jason Jarvis

In this week-long class you'll explore your creativity using a variety of mixed media projects that represent the artistic history and culture of the peoples of North America.

July 6-10

Materials fee: \$20

Art Around the World – Europe for Ages 5-7

Jason Jarvis

In this week-long class you'll explore your creativity using a variety of mixed media projects that represent the artistic history and culture of the peoples of Europe.

July 13-17

Materials fee: \$20

Tea Party for Ages 5-7

Robin Henry

You'll create your own tea party pieces—cups, saucers, creamer, sugar and, of course, the essential teapot! You'll learn different handbuilding techniques while having the complete studio experience from set-up to clean-up and from a wet lump of clay to a dazzling cup! You'll also explore a variety of tea parties and listen to stories. We will celebrate your hand-made pieces with a traditional tea party. Please join us for a spot of tea! Bring a smock if worried about clothing.

July 20-24

Materials fee: \$20

Art Around the World – South America for Ages 5-7

Jason Jarvis

In this week-long class you'll explore your creativity using a variety of mixed media projects that represent the artistic history and culture of the peoples of South America.

July 27-31

Materials fee: \$20

Garden Party for Ages 5-7

Robin Henry

You'll explore a variety of garden ideas and think about how they can work with clay: containers for flowers, chimes to welcome the wind, and other ideas to complete your garden party. Bring your imagination and thoughts of the warm outdoors. You'll be a busy bee buzzing about the studio learning all sorts of methods of building and creating with clay.

August 3-7

Materials fee: \$20

* Discount for League members
or if tuition is PAID three weeks before the start of class.

April

Mondays

Kids: Open Metals Studio, Apr 27-Jun 15, 3-5pm

Metals: Open Metals Studio, Apr 27-Jun 15, 6-9pm

Clay: Introduction to the Potter's Wheel, Apr 27-Jun 15, 6-9pm

Tuesdays

Metals: Open Metals Studio, Apr 7-Jun 9, 10am-3pm

Glass: Mosaics, Apr 14-May 5, 6-9pm

Metals: Fast & Efficient Polishing: Tips & Techniques, Apr 21, 6-9pm

Kids: Fun & Form in Clay for Grades 2-5, Apr 28-Jun 27, 3:30-5:30pm

Clay: Introductory/Intermediate Pottery, Apr 28-Jun 27, 6-9pm

Wednesdays

Clay: Wake Up to Clay, Apr 29-Jun 17, 9:30am-12:30pm

Kids: Textile Design for Ages 10 & Up, Apr 29-Jun 17, 3-5pm

Kids: Creative Clay for Grades 2-5, Apr 29-Jun 17, 3-5pm

Kids: Open Metals Studio, Apr 29-Jun 17, 3-5pm

Metals: Sculptures Inspired by Nature-Basic Forms, Apr 29-May 20, 6-9pm

Clay: Throwing in the Cardew Tradition, Apr 29-Jun 17, 6-9pm

Thursdays

Metals: Stackable Silver Rings, Apr 30 & May 7, A. 10am-1pm, B. 6-9pm

Kids: Advanced Metalsmithing for Grades 7-12, Apr 30-Jun 18, 3:15-5:15pm

Kids: The Potter's Wheel for Grades 5-9, Apr 30-Jun 18, 3:30-5:30pm

Clay: Planters, Apr 30 & May 7, 6-9pm

Textiles: Canvas Floor Cloths, Apr 30-May 28, 6-9pm

Saturdays

Basketry: Bread Basket, Apr 18, 9am-3pm

Metals: Open Metals Studio, Apr 18-Jun 13, 10am-3pm

Metals: Decorative Effects of Mixed Metals, Apr 25-26, 10am-5pm

May

Tuesdays

Textiles: Mono Printing-Creating Your Mark on Fabric, May 5, 10am-4pm

Furniture: Chair Caning, May 12-Jun 2, 5:30-7:30pm

Wednesdays

Metals: Sculpture Inspired by Natures-Complex Forms, May 27-Jun 17, 6-9pm

Thursdays

Metals: Textured Earrings, May 14 & 21, A. 10am-1pm, B. 6-9pm

Metals: Bangle Bracelets, May 28 & Jun 4, A. 10am-1pm, B. 6-9pm

Clay: Mark Making #1, May 14 & 21, 6-9pm

Clay: Mark Making #2, May 28 & Jun 4, 6-9pm

Saturdays

Kids: Parent & Teen: A Gift for Your Parents, May 3, 12-5pm

Kids: Parent & Teen: Memory Rings, May 9, 10am-4pm

Textiles: Mono Printing: Creating Your Mark on Fabric, May 16, 10am-4pm

Mixed Media: Japanese Traditional Packaging, May 30, 10am-4pm

June

Mondays

Clay: Open Clay Studio, Jun 22-Jul 27, 6-9pm

Tuesdays

Metals: Earrings for Beaders, Jun 30 & Jul 7, 5:30-8:30pm

Thursdays

Clay: Bisque Molds, Jun 11-18, 6-9pm

Glass: Mosaics, Jun 4-25, 6-9pm

Saturdays

Textiles: Art Quilts: A Beginning, Jun 6, 10am-4pm

Paper: Paste Paper, Jun 6, 9am-4pm

Furniture: Rustic Furniture, Jun 13, 10am-5pm

Sundays

Paper: Decorative Box Making, Jun 7, 9am-4pm

Metals: Basic Tool Reconditioning, Jun 7, 10am-5pm

Furniture: Rustic Trellis, Jun 14, 10am-5pm

July

Mondays

Metals: Resin Inlay, Jul 13-27, 6:30-9:30pm

Tuesdays

Metals: Earrings with Stones, Jul 14 & 21, 5:30-8:30pm

Metals: Textured Earrings, Jul 28 & Aug 4, 5:30-8:30pm

Wednesdays

Metals: Stackable Silver Rings, Jul 1 & 8, 6:30-9:30pm

Metals: Rings with Stones, Jul 15-29, 6:30-9:30pm

Clay: Throwing in the Cardew Tradition, Jul 1-22, 6-9pm

Clay: Throwing in the Cardew Tradition, Jul 29-Aug 19, 6-9pm

Thursdays

Metals: Open Metals Studio, Jul 2-30, 6:30-9:30pm

Saturdays

Metals: Open Metals Studio, Jul 11-22, 10am-3pm

Metals: Wire Jewelry, Jul 25, 10am-5pm

Sundays

Metals: Make Your Own Decorative Metal Stamps, Jul 19, 10am-5pm

Metals: Intro to Welding Steel for Jewelry & Sculpture, Jul 26, 10am-5pm

August

Mondays

Metals: Linked Bracelets, Aug 3-10, 6-9pm

Tuesdays

Metals: Earrings Open Studio, Aug 11-25, 5:30-8:30pm

Wednesdays

Metals: Puzzle Rings, Aug 5-19, 6:30-9:30pm

Thursdays

Metals: Open Metals Studio, Aug 6-27, 6:30-9:30pm

Monday-Friday

Clay: Wheel Intensive, Aug 17-21, 9am-noon

SPRING BREAK — 9:00am-noon — Monday to Friday

April 20-24	Five Days/Five Projects	Pottery for Grades 3-5	Intro to Metals Studio for Grades 4-6
-------------	-------------------------	------------------------	---------------------------------------

SUMMER CAMPS — 9:00am-noon — Monday to Friday

June 29-Jul 3	Clay for Kids Ages 5-7	Intro to the Metals Studio for Ages 8-10	The Art of Embellishment for Ages 11 & Up
Jul 6-10	Art Around the World for Ages 5-7	Mud Madness! for Ages 8-10	Wearable Masterpieces for Ages 11 & Up
Jul 13-17	Art Around the World for Ages 5-7	Intro to the Metals Studio for Ages 8-10	Beginner's Potter's Wheel for Ages 11 & Up
Jul 20-24	Tea Party for Ages 5-7	Art Around the World for Ages 8-10	Wearable Masterpieces for Ages 11 & Up
Jul 27-31	Art Around the World for Ages 5-7	Intro to the Metals Studio for Ages 8-10	Beginner's Potter's Wheel for Ages 11 & Up
Aug 3-7	Garden Party for Ages 5-7	Art Around the World for Ages 8-10	Wearable Masterpieces for Ages 11 & Up
Aug 10-14		Intro to the Metals Studio for Ages 8-10 Art Around the World for Ages 8-10	Beginner's Potter's Wheel for Ages 11 & Up
Aug 17-21	Potter's Wheel Intensive for Adults		